


Write a Sentence

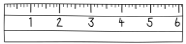
Write a sentence about the ch picture words below.




chimp



charm



inch



Name _____

EDUCATION
TO THE CORE

Parent Connection

Using a ball that bounces, the parent will say a word that has the ch sound and bounces the ball to the child. The child then has to say another word with the ch sound. Keep playing until they can't come up with any more words for that sound.

Rainbow Write

Rainbow write the ch words below.

chimp each
charm inch

The Chewy Pizza

Fill in the Blank/Short Answer

I made a chewy pizza. I put cheese on my pizza. I got cheese on my chin and my chest. I got it on the chair too. After I munched my pizza, I chomped on some chips and cherries.

3. Cheese got on the _____.

4. I put _____ on my pizza.

5. What did the author chomp on?

Color a smiley face each time you practice the passage:



EDUCATION
TO THE CORE

Multiple Choice

Answer the following questions.

1. What kind of pizza did they make?

- a. hot
- b. spicy
- c. chewy

2. Where did the cheese go?

- a. chin
- b. fingers
- c. chest


Find, Write, and Color

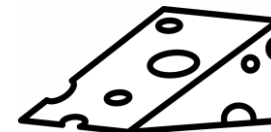
Write each ch word and color the picture after you find them in the story.

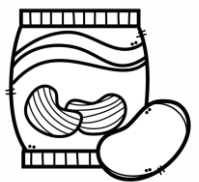













Write a Sentence

Write a sentence about the ch picture words below.




chalk



chime



rich



Parent Connection

Have your child find objects in the house that contain the ch sound.

Rainbow Write

Rainbow write the ch words below.

chalk such
chime rich

After Church

After church, I made a cherry pie and chocolate chip cookies for the chief. I had to chop the cherries. The chips were in the chest. The chief loves chewy chocolate chip cookies and cherry pie in his lunch.

Color a smiley face each time you practice the passage:



EDUCATION
TO THE CORE

Multiple Choice

Answer the following questions.

1. Who are the sweets for?
a. teacher
b. grandma
c. chief
2. What did they have to do to the cherries?
a. taste
b. chop
c. wash

Fill in the Blank/Short Answer


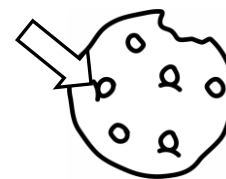
3. The chips were in the _____.

4. She made sweets after _____.

5. When does the chief love to eat these?


Find, Write, and Color

Write each ch word and color the picture after you find them in the story.



Write a Sentence

Write a sentence about the ph picture words below.



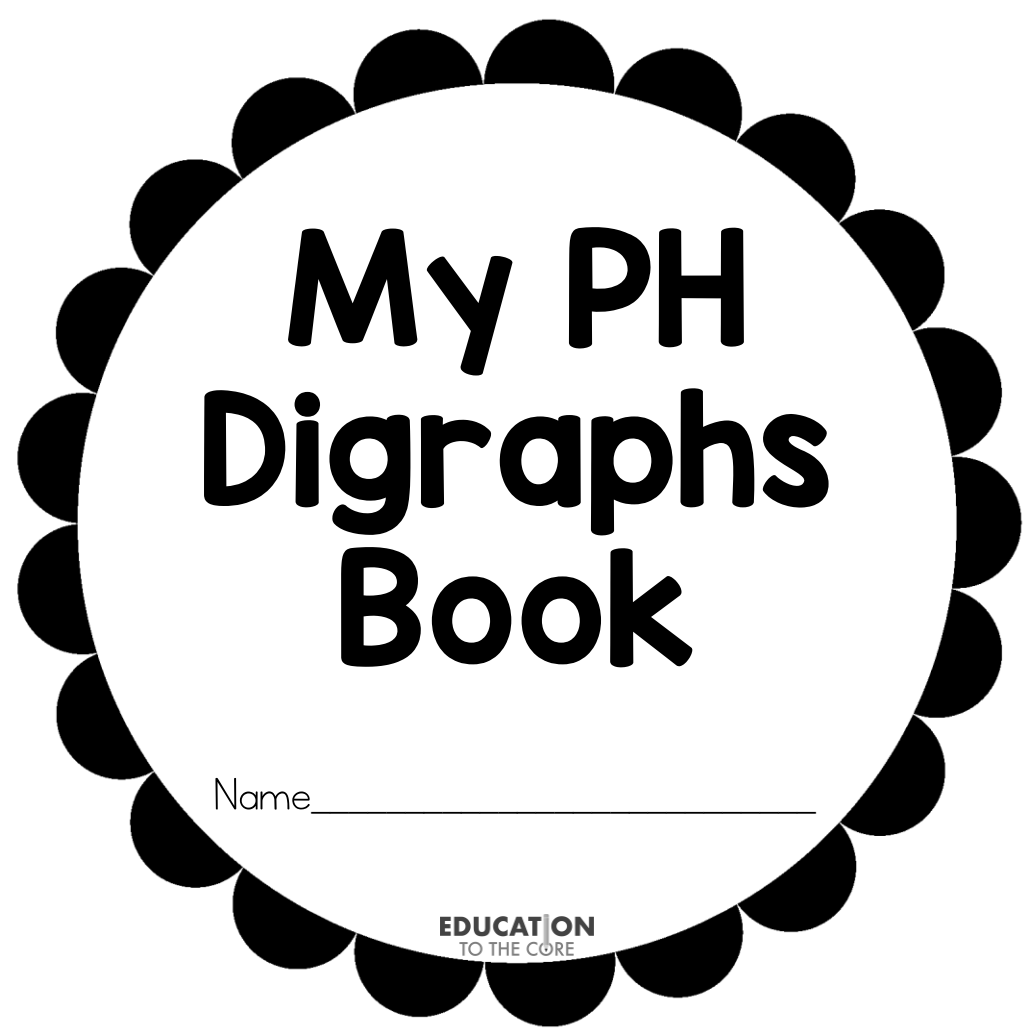
graph



phone



photo



Parent Connection

Write words with the ph sound on popsicle sticks. Add in 3-5 KABOOM sticks also. Playing with your child, take turns pulling out a stick and saying the word. If you pull a KABOOM, you must put all your sticks back in the cup.

Rainbow Write

Rainbow write the ph words below.

graph photo
phrase Phil

Going to the Zoo

Fill in the Blank/Short Answer

Phoebe called me on the phone. She wanted to go to the zoo. We saw a dolphin and a gopher. We took a photo of the elephant. Phoebe gave the photo to her nephew.

3. Phoebe wanted to go to the _____.

4. They saw a _____ swimming.

5. What did she give her nephew?

Color a smiley face each time you practice the passage:



EDUCATION
TO THE CORE



Multiple Choice

Answer the following questions.

- | | |
|---------------------------------------|---------------------------|
| 1. How did Phoebe talk to the author? | 2. What was the photo of? |
| a. phone | a. giraffe |
| b. email | b. lion |
| c. text | c. elephant |


Find, Write, and Color

Write each ph word and color the picture after you find them in the story.



Write a Sentence

Write a sentence about the ph picture words below.



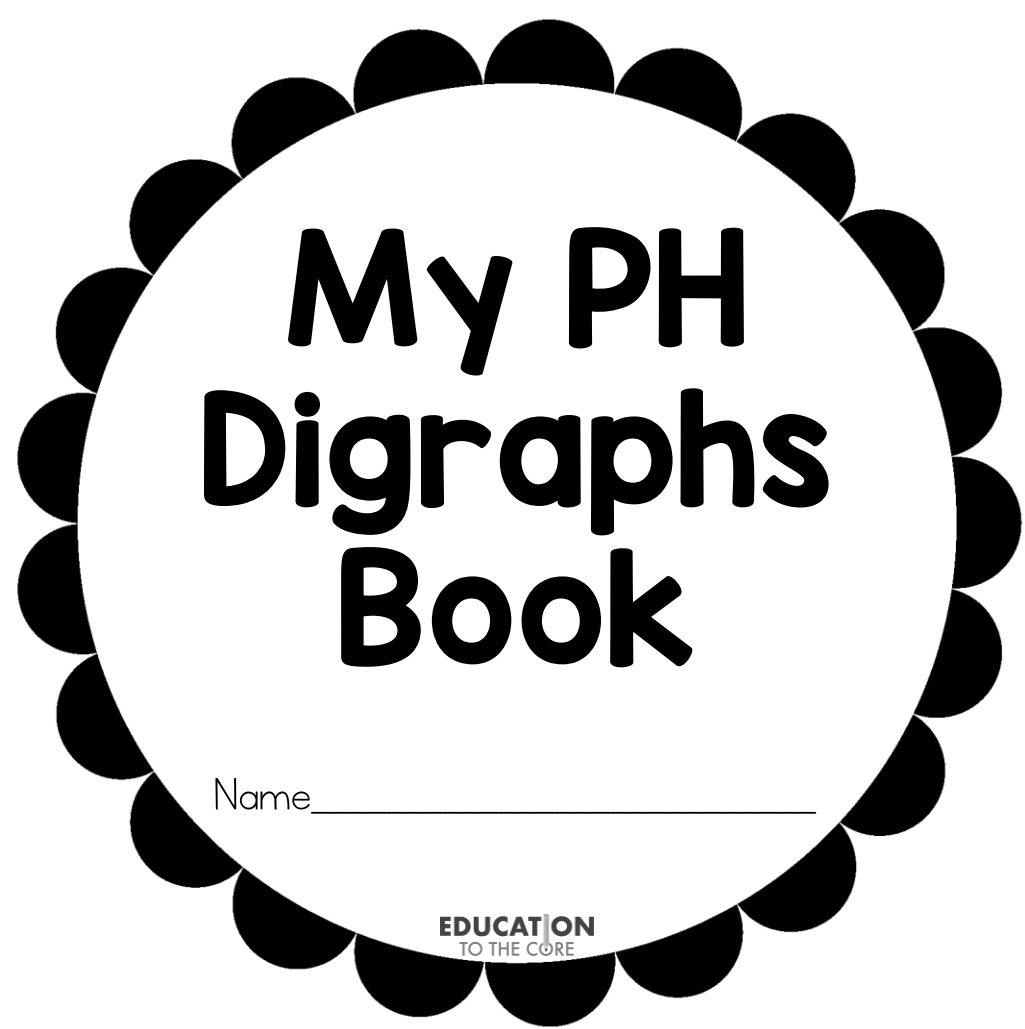
phonics



trophy



gopher



Parent Connection

With a white crayon, write as many words as you can with the ph sound on a white piece of paper. Give your child colored markers and have them color over the words to “reveal” them. As they reveal a word, they need to read it.

Rainbow Write

Rainbow write the ph words below.

phonics
phase gopher

The Attic

Fill in the Blank/Short Answer

One day, I went to the attic. There was a lot of cool stuff there. There was an old photo of my nephew. There were other photos too. There was an old phone and a trophy. There were photos of dolphins and gophers.

Color a smiley face each time you practice the passage:



EDUCATION
TO THE CORE

Multiple Choice

Answer the following questions.

- | | |
|-----------------------------|-----------------------------------|
| 1. What were in the photos? | 2. What person was in the photos? |
| a. dolphins | a. mom |
| b. monkeys | b. grandma |
| c. cats | c. nephew |


3. The attic had many old _____.


4. There was also an old _____.

5. What kind of things were in the attic?

Find, Write, and Color


Write each ph word and color the picture after you find them in the story.





Write a Sentence

Write a sentence about the sh picture words below.



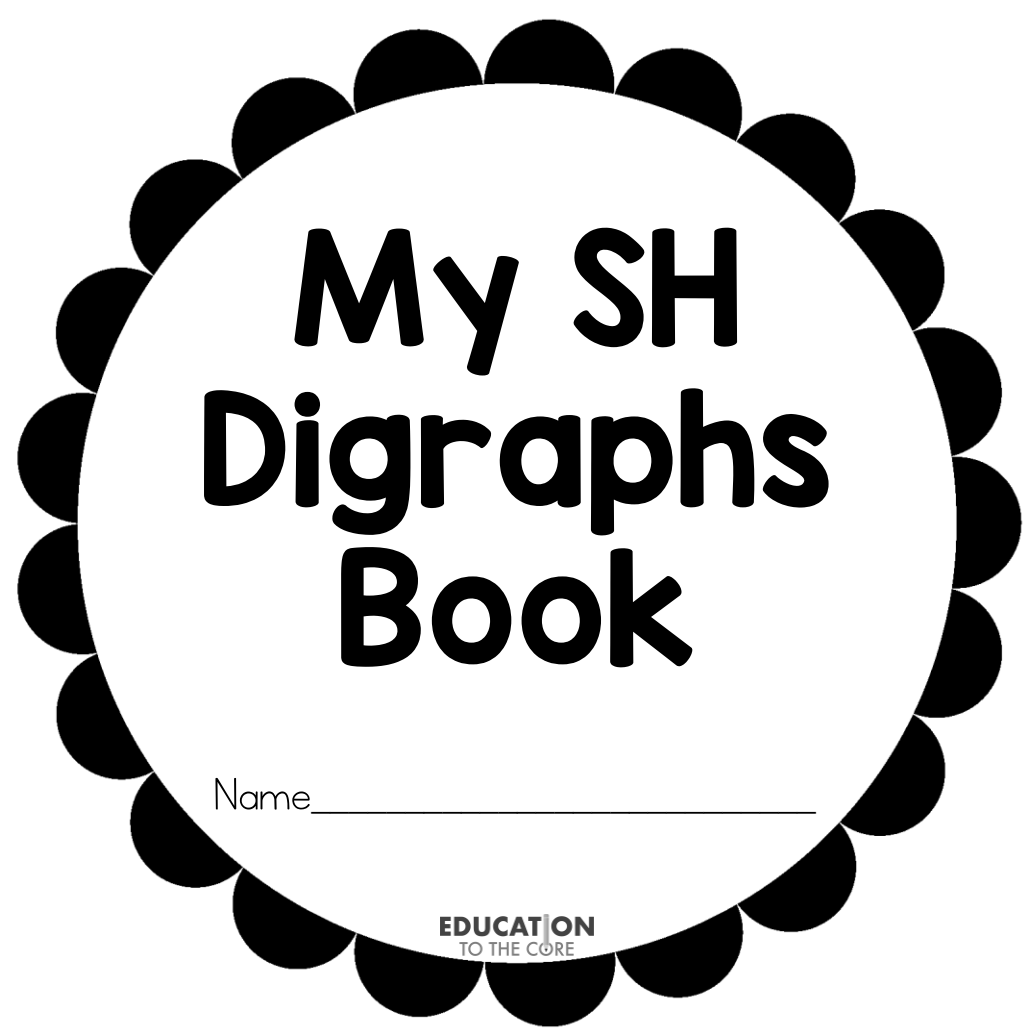
ship



shoes



cash



Parent Connection

With a white crayon, write as many words as you can with the sh sound on a white piece of paper. Give your child colored markers and have them color over the words to “reveal” them. As they reveal a word, they need to read it.

Rainbow Write

Rainbow write the sh words below.

cash she ship
shirt shoes

The Busy Day

I went shopping. I bought a toy shark and a shovel at the shop. Then, I went to the beach. I took my shovel. I saw a big ship. I rushed along the shore and found shells. Finally, I got a shake at the snack shack.

Color a smiley face each time you practice the passage:



EDUCATION
TO THE CORE

Multiple Choice

Answer the following questions.

- Where did they go after shopping?
 - park
 - beach
 - home
- What did they get at the snack shack?
 - shake
 - fried
 - popcorn

Fill in the Blank/Short Answer

3. She saw a big _____.


4. She found shells along the _____.


5. What did she bring to the beach?


Find, Write, and Color

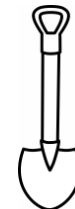
Write each sh word and color the picture after you find them in the story.














Write a Sentence

Write a sentence about the sh picture words below.




shop



shovel



shake



Parent Connection

Give your child a Q-tip and some paint. Using the Q-tip, they will paint as many words as they can that have the sh sound.

Rainbow Write

Rainbow write the sh words below.

shop shovel
shark shake

Playing in the Mud

What a mess! I played in the mud and got dirt on my shirt, my shoes, and my shorts. I am going to take a shower, and then wash off my shoes so they are shiny clean again.

Color a smiley face each time you practice the passage:



EDUCATION
TO THE CORE

Multiple Choice

Answer the following questions.

1. Where did he play?
- a. home
 - b. park
 - c. mud
2. What did he NOT get dirt on?
- a. shoes
 - b. pants
 - c. shirt

Fill in the Blank/Short Answer


3. He needs to wash his _____.

4. He needs to take a _____.

5. What does he want to happen to his shoes?

Find, Write, and Color

Write each sh word and color the picture after you find them in the story.



Write a Sentence

Write a sentence about the th picture words below.



think

Handwriting practice lines for the word 'think'. Each row consists of a solid top line, a dashed middle line, and a solid bottom line.



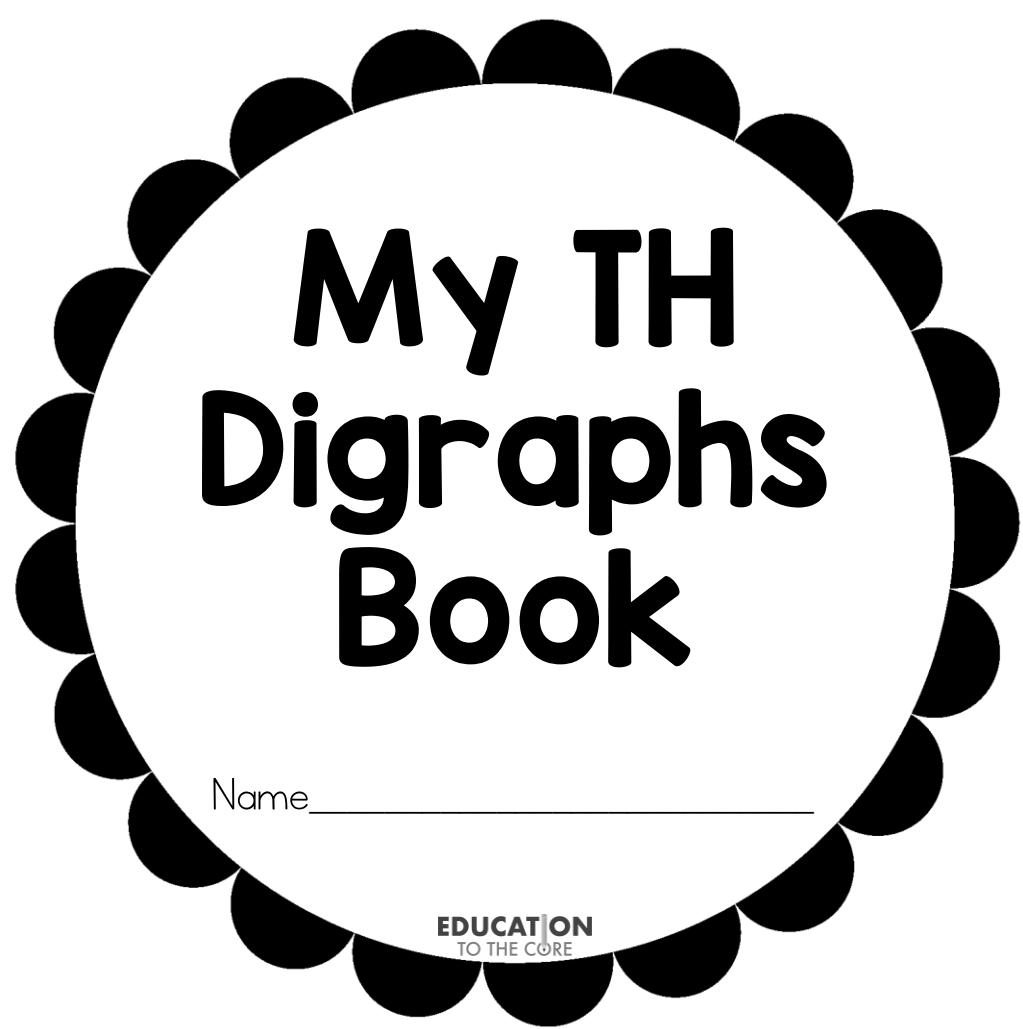
thin

Handwriting practice lines for the word 'thin'. Each row consists of a solid top line, a dashed middle line, and a solid bottom line.



throb

Handwriting practice lines for the word 'throb'. Each row consists of a solid top line, a dashed middle line, and a solid bottom line.



Name _____

EDUCATION
TO THE CORE

Parent Connection

Write words with the th sound on sticky notes and give your child a flyswatter. Your child gets to “swat” a sticky note and then tell you that word. Continue until all words are read correctly.

Rainbow Write

Rainbow write the th words below.

thick

thin

throb

thud

Queen Thea

Fill in the Blank/Short Answer

Queen Thea sat on her throne with her three, thin panthers. "I think I will walk through the garden," she said. While she was there, she picked a rose with a big thorn. The thorn poked the queen on her thumb and her thumb began to throb.

3. She walked through the _____.

4. She pricked a _____.

5. What began to throb?

Color a smiley face each time you practice the passage:



EDUCATION
TO THE CORE

Multiple Choice

Answer the following questions.

1. What is the Queen's name?
2. How many panthers does she have?

- a. Thea
- b. Jenny
- c. Tina

- a. 5
- b. 3
- c. 10

Find, Write, and Color


Write each th word and color the picture after you find them in the story.





Write a Sentence

Write a sentence about the th picture words below.



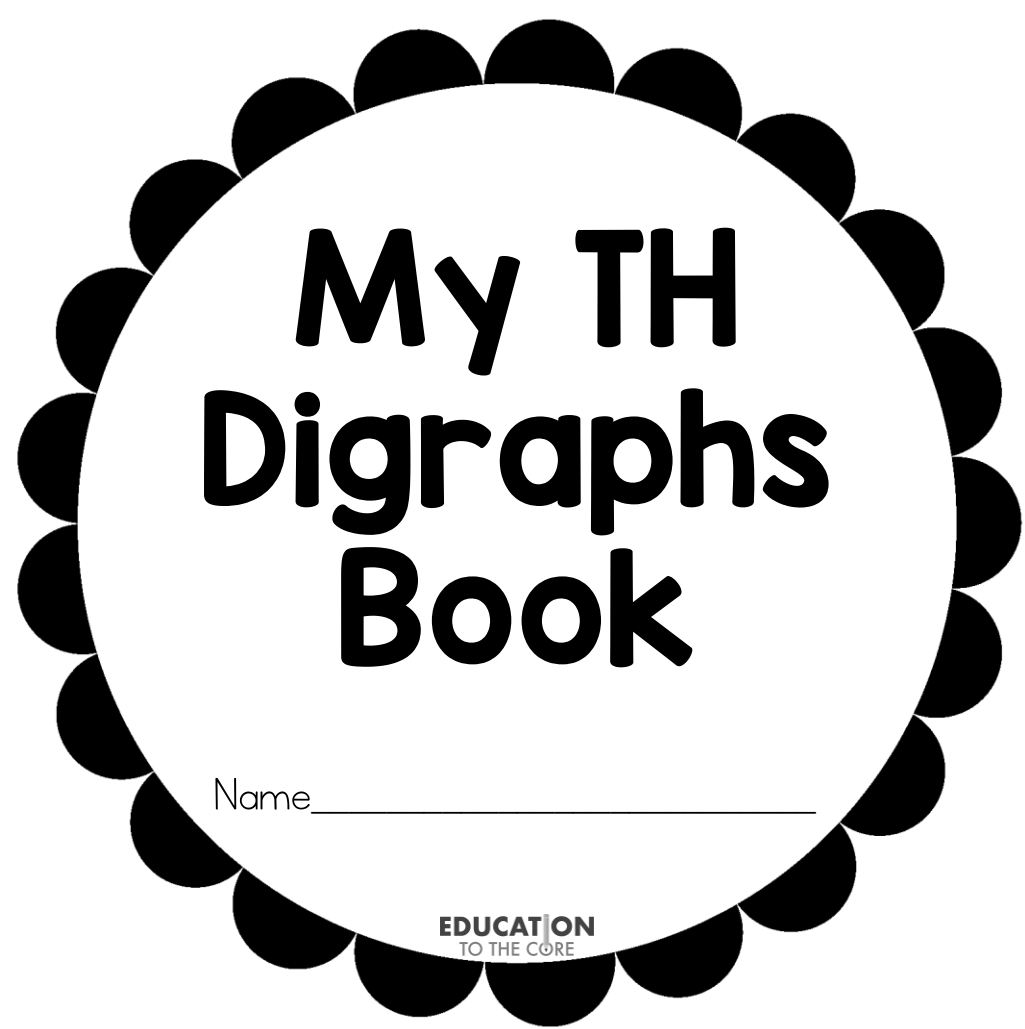
third



bath



thumb



Parent Connection

Have your child go through old magazine or newspaper ads and find words or pictures that contain the th sound.

Rainbow Write

Rainbow write the th words below.

third bath
thumb both

The Thirsty Thief

There once was a thirsty thief. He got out his thermos for a drink. He threw his thermos down with a thud. Then, he saw a hole in his clothes. He got his thimble and some thread. The thief heard thunder. He ran through the thick weeds and went home.

Color a smiley face each time you practice the passage:



EDUCATION
TO THE CORE

Multiple Choice

Answer the following questions.

1. What did the thief drink from?
 - a. cup
 - b. thermos
 - c. glass
2. What did he see on his clothes?
 - a. stain
 - b. hole
 - c. dirt

Fill in the Blank/Short Answer

3. The thief was _____.

4. He heard a _____.


5. What happened after he heard thunder?

Find, Write, and Color

Write each th word and color the picture after you find them in the story.













Write a Sentence

Write a sentence about the wh picture words below.



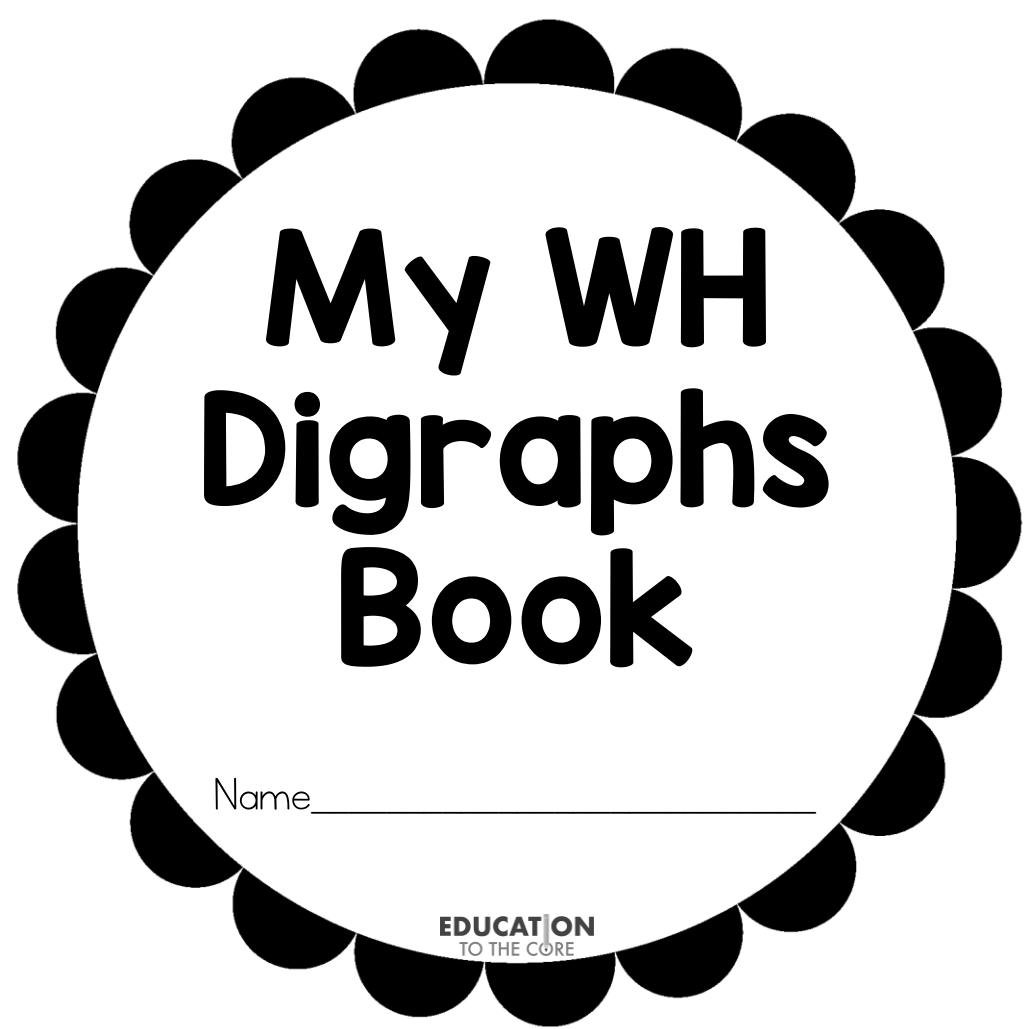
wheat



white



whisker



Parent Connection

Using a set of magnetic letters and a metal baking sheet, your child can build words that contain the wh sound. Have them write them down and read them to you. How many can they build?

Rainbow Write

Rainbow write the wh words below.

wheat white
whisker whim

Almost Dinner

Mom was whipping up dinner. She got out a whisk and some wheat. She whistled while she worked. My sister started to whine. I whispered to her and asked her why she was whining.

Color a smiley face each time you practice the passage:



EDUCATION
TO THE CORE

Multiple Choice

Answer the following questions.

1. What was mom making?
 - a. breakfast
 - b. lunch
 - c. dinner
2. Who started to whine?
 - a. the sister
 - b. the dog
 - c. the teapot

Fill in the Blank/Short Answer

3. She _____ while she worked.

4. She _____ to her sister.

5. What did mom get out?

Find, Write, and Color

Write each wh word and color the picture after you find them in the story.



Write a Sentence

Write a sentence about the wh picture words below.

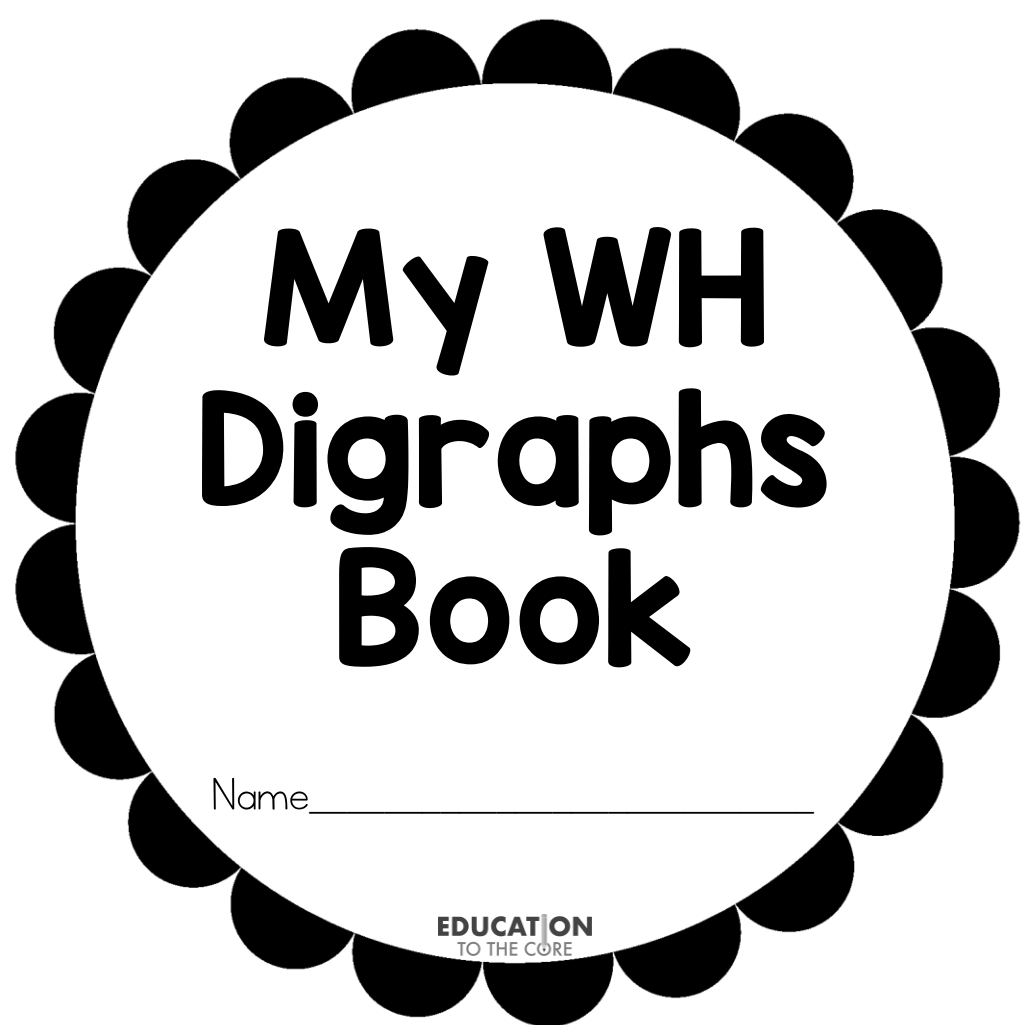


whistle

wheel



whip



Parent Connection

Write a variety of words with the wh sound on the inside of cups. Your child will toss a ball into the cup and then has to say that word.

Rainbow Write

Rainbow write the wh words below.

whistle whip
what wheel

At the Ocean

When we were at the ocean, I sat on the wharf. I could see a whale whizz by. A sea lion with whiskers whimpered as it floated along. I could see a whirring Ferris wheel farther up the shore.

Color a smiley face each time you practice the passage:



EDUCATION
TO THE CORE

Multiple Choice

Answer the following questions.

- | | |
|---------------------|--------------------------|
| 1. Where were they? | 2. What did the NOT see? |
| a. the park | a. whale |
| b. the zoo | b. sea lion |
| c. the ocean | c. crab |

Fill in the Blank/Short Answer

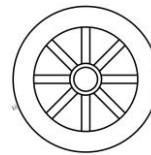
3. She sat on the _____.


4. The Ferris wheel was _____.

5. What was the sea lion doing?

Find, Write, and Color

Write each wh word and color the picture after you find them in the story.










Write a Sentence

Write a sentence about the ck picture words below.



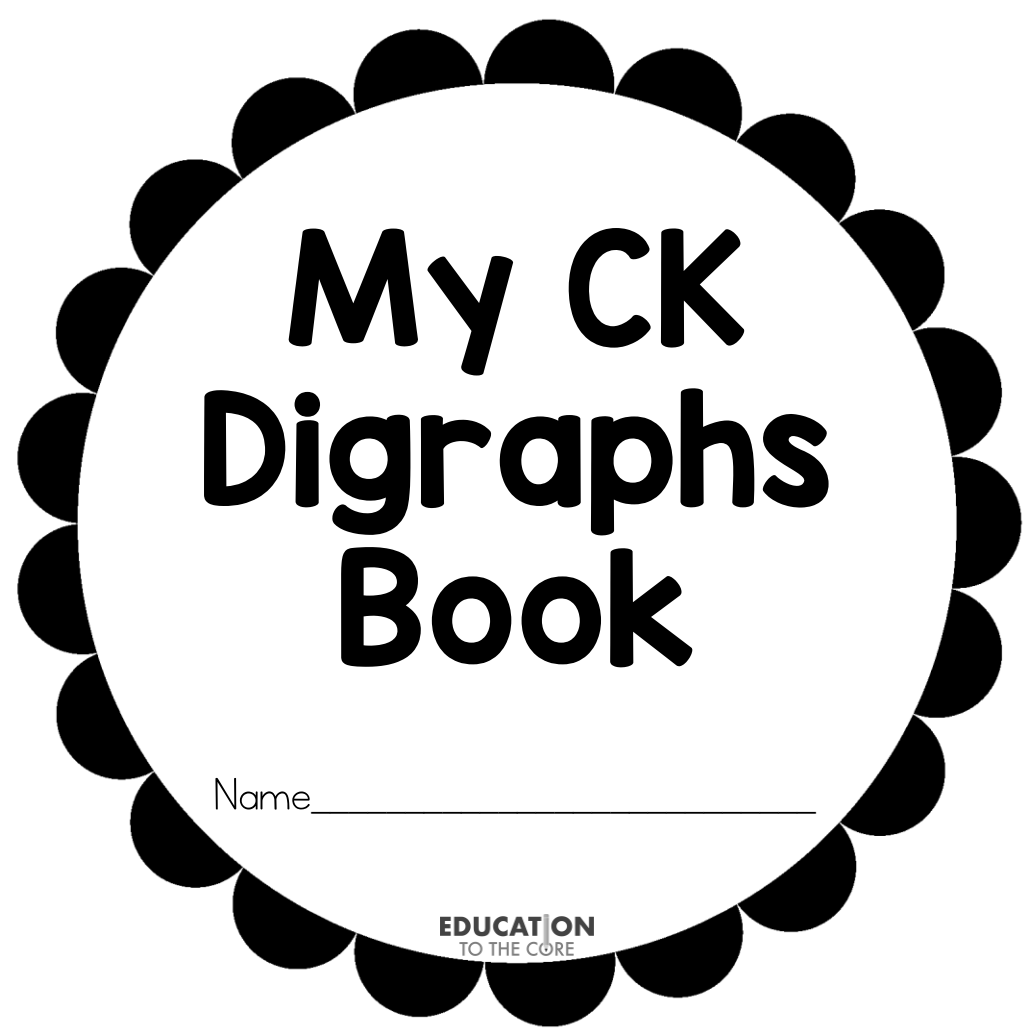
lick



knock



kick



Parent Connection

Write words with the ck sound on small pieces of paper. Lay the pieces of paper out in front of your child. They will flip over a piece of paper and say the word written on it.

Rainbow Write

Rainbow write the ck words below.

knock kick
lick sock

Getting Ready for School

Fill in the Blank/Short Answer

I rushed around getting ready for school. I looked at the clock. I grabbed my backpack and stuck a snack inside. I put my socks on and then I picked up my shoes. My pet duck quacked goodbye to me as I jumped into my Dad's truck.

3. He looked at the _____ .
4. He put a _____ in his backpack.
5. How did he get to school?
- _____
- _____
- _____
- _____
- _____

Color a smiley face each time you practice the passage:



EDUCATION
TO THE CORE


Multiple Choice

Answer the following questions.

1. Where are they going?
- a. store
 - b. school
 - c. bank
2. Which animal is her pet?
- a. rabbit
 - b. dog
 - c. duck

Find, Write, and Color

Write each ck word and color the picture after you find them in the story.



Write a Sentence

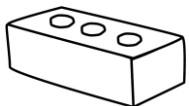
Write a sentence about the ck picture words below.




duck



snack



brick



Parent Connection

Take some chalk outside and see how many words your child can write that contain the ck sound. Draw pictures that match the words.

Rainbow Write

Rainbow write the ck words below.

duck snack
clock brick

Feeling Sick

This morning, I felt sick. My head and neck hurt. I heard a knock at my door. My mom brought me a snack in a paper sack and a deck of cards. Then, she covered me with a thick blanket and tucked me into bed.

Color a smiley face each time you practice the passage:



EDUCATION
TO THE CORE

Multiple Choice

Answer the following questions.

- How did he feel?
 - sick
 - scared
 - happy
- Who brought the snack?
 - grandma
 - friend
 - mom

Fill in the Blank/Short Answer

3. He was covered with a _____ blanket.

4. Mom gave him a _____ of cards.

5. What hurt?

Find, Write, and Color

Write each ck word and color the picture after you find them in the story.

