



# Kids Voting Missouri Presidential Election 2016 November 8, 2016 St. Louis Public School District



## 2016-SLPS/6th-12th Grade Results

Report Generated: 11/08/2016 3:00 AM MST

What is your current grade level?

|  | Name       | Votes              |
|--|------------|--------------------|
|  | 7th Grade  | 909 (15.29%)       |
|  | 11th Grade | 878 (14.77%)       |
|  | 6th Grade  | 873 (14.68%)       |
|  | 8th Grade  | 849 (14.28%)       |
|  | 9th Grade  | 842 (14.16%)       |
|  | 10th Grade | 811 (13.64%)       |
|  | 12th Grade | 769 (12.93%)       |
|  | 5th Grade  | 15 (0.25%)         |
|  |            | Total Votes: 5,946 |







President/Vice-President 4-Year Term--Vote for 1

|  | Name            | Party        | Votes              |
|--|-----------------|--------------|--------------------|
|  | Hillary Clinton | Democrat     | 5,067 (84.1%)      |
|  | Donald Trump    | Republican   | 490 (8.13%)        |
|  | Jill Stein      | Green        | 211 (3.5%)         |
|  | Gary Johnson    | Libertarian  | 196 (3.25%)        |
|  | Darrell Castle  | Constitution | 61 (1.01%)         |
|  |                 |              | Total Votes: 6,025 |






### United States Senator (6-Year Term) Vote for 1

|   |   | Name                | Party        | Votes              |
|---|---|---------------------|--------------|--------------------|
|  |  | Jason Kander        | Democrat     | 3,668 (64.75%)     |
|   |  | Johnathan McFarland | Green        | 1,225 (21.62%)     |
|   |  | Roy Blunt           | Republican   | 529 (9.34%)        |
|   |  | Jonathan Dine       | Libertarian  | 168 (2.97%)        |
|   |  | Fred Ryman          | Constitution | 75 (1.32%)         |
|   |   |                     |              | Total Votes: 5,665 |

### Governor (4 -Year Term)---Vote for 1

|  |   | Name                             | Party       | Votes              |
|--|---|----------------------------------|-------------|--------------------|
|  |    | Chris Koster                     | Democrat    | 3,519 (62.87%)     |
|  |    | Eric Greitens                    | Republican  | 769 (13.74%)       |
|  |    | Cisse W. Spragins                | Libertarian | 764 (13.65%)       |
|  |   | Lester (Les) Benton Turilli, Jr. | Independent | 378 (6.75%)        |
|  |  | Don Fitz                         | Green       | 167 (2.98%)        |
|  |   |                                  |             | Total Votes: 5,597 |

### Lt. Governor 4-Year Term---Vote for 1

|   |   | Name              | Party       | Votes              |
|---|---|-------------------|-------------|--------------------|
|  |  | Russ Carnahan     | Democrat    | 2,951 (54.76%)     |
|   |  | Mike Parson       | Republican  | 1,018 (18.89%)     |
|   |  | Steven R. Hedrick | Libertarian | 894 (16.59%)       |
|   |  | Jennifer Leach    | Green       | 526 (9.76%)        |
|   |   |                   |             | Total Votes: 5,389 |

MO Attorney General/4-Year Term: Vote for 1

|  | Name               | Party      | Votes          |
|--|--------------------|------------|----------------|
|  | Teresa Hensley     | Democrat   | 4,027 (76.49%) |
|  | Josh Hawley        | Republican | 1,238 (23.51%) |
|  | Total Votes: 5,265 |            |                |

Mo Secretary of State: 4-Year Term/Vote for 1

|                    | Name                | Party       | Votes          |
|--------------------|---------------------|-------------|----------------|
|                    | Robin Smith         | Democrat    | 4,588 (83.86%) |
|                    | Chris Morrill       | Libertarian | 382 (6.98%)    |
|                    | John (Jay) Ashcroft | Republican  | 330 (6.03%)    |
|                    | Julia Carlson       | Green       | 171 (3.13%)    |
| Total Votes: 5,471 |                     |             |                |

State Treasurer 4-Year Term: Vote for 1

|                    | Name         | Party       | Votes         |
|--------------------|--------------|-------------|---------------|
|                    | Judy Baker   | Democrat    | 3,930 (72.9%) |
|                    | Eric Schmitt | Republican  | 725 (13.45%)  |
|                    | Sean O'Toole | Libertarian | 533 (9.89%)   |
|                    | Carol Hexem  | Green       | 203 (3.77%)   |
| Total Votes: 5,391 |              |             |               |



















U.S. House of Representatives (2-Year Term)---Vote for 1

|                    | Name               | Party                      | Votes          |
|--------------------|--------------------|----------------------------|----------------|
|                    | Lacy Clay          | Democrat-1st District      | 4,233 (78.48%) |
|                    | Robb E. Cunningham | Libertarian - 1st District | 715 (13.26%)   |
|                    | Steven Bailey      | Republican - 1st District  | 446 (8.27%)    |
| Total Votes: 5,394 |                    |                            |                |

MO State Senate--5th District: 4-Year Term--Vote for 1

|   | Name   | Party       | Votes              |
|---|--|-------------|--------------------|
|  |  Jamilah Nasheed            | Democrat    | 4,827 (90.55%)     |
|   |  Stephen O. (Steve) Schaper | Libertarian | 504 (9.45%)        |
|   |  |             | Total Votes: 5,331 |

MO State Representative: 2-Year Term/Vote for 1 in YOUR District

|   | Name  | Votes              |
|---|---|--------------------|
|  |  State Rep District 76-Joshua Peters (Democrat)              | 1,021 (19.94%)     |
|   |  State Rep District 80-Peter Merideth (Democrat)             | 556 (10.86%)       |
|   |  State Rep District 79- Michael Butler (Democrat)            | 515 (10.06%)       |
|   |  State Rep District 78-Bruce Franks (Democrat)               | 493 (9.63%)        |
|   |  State Rep District 84-Karla May (Democrat)                  | 446 (8.71%)        |
|   |  State Rep District 82-Donna M.C. Baringer (Democrat)      | 366 (7.15%)        |
|   |  State Rep District 77-Steve Roberts (Democrat)            | 339 (6.62%)        |
|   |  State Rep District 83-Gina Mitten (Democrat)              | 286 (5.58%)        |
|   |  State Rep District 81-Alfred J. (Fred) Wessels (Democrat) | 227 (4.43%)        |
|   |  State Rep District 93-Bob Burns (Democrat)                | 147 (2.87%)        |
|   |  State Rep District 78-Erik Shelquist (Republican)         | 143 (2.79%)        |
|   |  State Rep District 79-Dan Elder (Libertarian)             | 123 (2.4%)         |
|   |  State Rep District 82-Robert J. Crump (Republican)        | 102 (1.99%)        |
|   |  State Rep District 91-Sarah Unsicker (Democrat)           | 93 (1.82%)         |
|   |  State Rep District 91-Greg Mueller (Republican)           | 93 (1.82%)         |
|   |  State Rep District 83-Andrew Bolin (Libertarian)          | 87 (1.7%)          |
|   |  State Rep District 93-Landry Sorbel (Republican)          | 84 (1.64%)         |
|   |   | Total Votes: 5,121 |

St. Louis City Sheriff-4-Year Term: Vote for 1

|  | Name               | Party      | Votes          |
|--|--------------------|------------|----------------|
|  | Vernon Betts       | Democrat   | 4,285 (81.45%) |
|  | John Castellano    | Republican | 976 (18.55%)   |
|  | Total Votes: 5,261 |            |                |

St. Louis City Treasurer-4-Year Term: Vote for 1

|                    | Name           | Party      | Votes         |
|--------------------|----------------|------------|---------------|
|                    | Tishaura Jones | Democrat   | 3,758 (71.8%) |
|                    | Jerome Bauer   | Green      | 811 (15.49%)  |
|                    | Darren Grant   | Republican | 665 (12.71%)  |
| Total Votes: 5,234 |                |            |               |

MO Constitutional Amendments & Propositions

| Name                       | Yes Votes         | No Votes          | Total |
|----------------------------|-------------------|-------------------|-------|
| Constitutional Amendment 2 | 3,787<br>(71.06%) | 1,542<br>(28.94%) | 5,329 |
| Constitutional Amendment 6 | 2,912<br>(55.57%) | 2,328<br>(44.43%) | 5,240 |