




ESOL Choice Board for Grades 9-12

Monday	Tuesday	Wednesday	Thursday	Friday
<p>Character traits tell specific qualities of a character in a story. They are the same kinds of words that you might use to describe yourself or a friend. The author may directly state these traits, but usually the reader must draw a conclusion about the character’s traits. Readers use the character’s actions, thoughts, and discussions to analyze the character’s traits.</p> <p><a href="#">Click here</a> to see a site that lists many character traits. Choose 3 traits to describe yourself, then complete the following sentence frames:</p> <p>1) I am (character trait) because _____.</p> <p>2) I am (character trait) because _____.</p> <p>3) I am (character trait) because _____.</p> <p>If some of the traits on the list are new words to you, <a href="#">click here</a> to look up their meanings.</p>	<p>Choose from the three short stories linked below. Read one:</p> <p><a href="#">Click here</a> to read “Sticks” by George Saunders</p> <p><a href="#">Click here</a> to read “I Don’t Need Anything from Here” by Laszlo Krasznahorkai</p> <p><a href="#">Click here</a> to read “Likeable” by Deb Olin Unferth</p> <p>After you read one of the stories, go back to the list of character traits from Monday and choose one to apply to each character in the story you read. Then make sure to support your choice with evidence from the text. Here is an example:</p> <p>Story: “Sticks”            Character: Dad            Trait: Zany            Evidence: “Dad began dressing the pole with more complexity and less discernable logic.”</p> <p>Do yours here:</p> <div style="border: 1px solid black; padding: 5px; margin-top: 5px;">             Story:              Character:              Trait:              Evidence:           </div>	<p>Grab a friend or family member and take some time to create a Bitmoji! Bitmojis can help us share our personal traits online without having to use a real-life photo.</p> <p><a href="#">Click here</a> to go to Bitmoji</p> <p>After you create your Bitmoji, discuss your creation with whoever did the activity with you. How does your new avatar show your personality?</p> <div style="text-align: center; margin: 10px 0;">  </div>	<p>The past tense of a verb tells about something that has already happened. It is in the past. Most verbs form the past tense by adding –ed. The –ed ending can present a real challenge when it comes to pronunciation, though!</p> <p><a href="#">Click here</a> to read some guidance on the THREE different pronunciations of the –ed ending. Make sure to listen to the instructive recording at the top as you read.</p> <div style="text-align: center; margin: 10px 0;">  </div>	<p>Take a mindful moment with the St. Louis Art Museum’s “Slow Art” series! <a href="#">Click here</a> to experience Robert Duncanson’s <i>View of the St. Anne’s River</i>.</p> <div style="text-align: center; margin: 10px 0;">  </div>